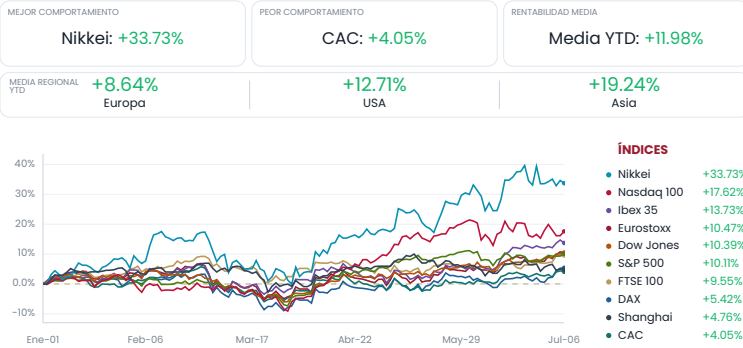
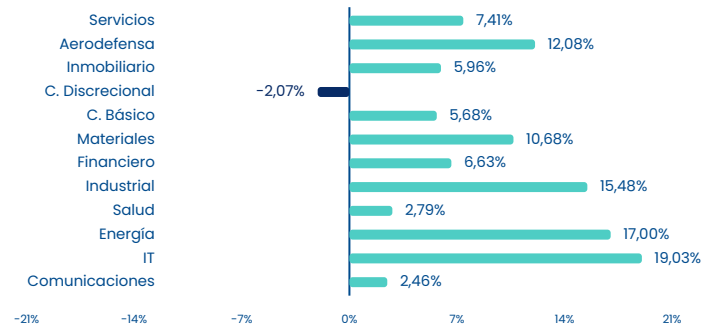


Index's Evolution YTD



MSCI World Sector Evolution YTD

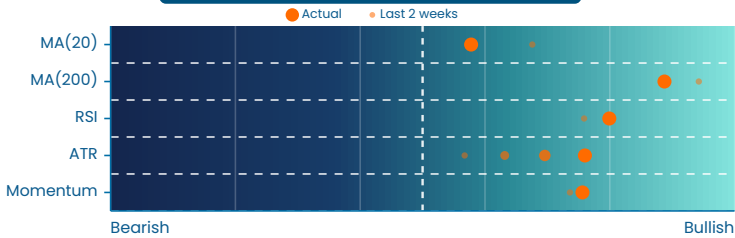


AI ANALYSIS

El Key Risk Indicator Market en USA se mantuvo estable en 4.33, mientras que Europa mostró una mejora de 0.08 puntos, situándose en 3.5. En cuanto al Market Trend Sentiment, USA experimentó una mejora de 1.18 puntos, alcanzando 61.35, pero Europa exhibió un avance superior de 2.72 puntos, llegando a 68.8. La región europea presenta un posicionamiento más favorable debido a su menor riesgo y un sentimiento de mercado más constructivo.

EUROPE

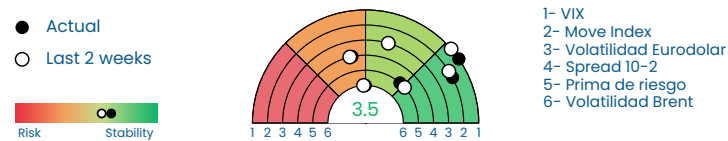
Market Trend/Sentiment STOXX 50



Market Indexes	Last	Daily Var.	5D Var.	Yearly Var.
IBEX 35	19.683,80	-0,85%	1,53%	13,73%
DJ Eurostoxx 50	6.398,01	-0,23%	2,67%	10,47%
FTSE 100	10.651,77	-0,05%	2,48%	9,55%
DAX 40	25.817,89	0,15%	4,84%	5,42%
CAC 40	8.479,87	-0,33%	1,35%	4,05%

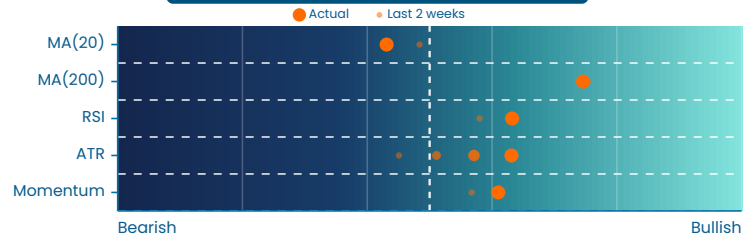
Fixed Income	Last	Daily Var.	Bip Var.	Bip Yearly Var.
Bond Spain 10Y	3,43	0,15%	0,5	13,7
Bond Germany 10Y	2,94	0,39%	1,15	9,01
Bond U.K. 10Y	4,80	0,19%	0,89	32,4
Bond Eurozone 10Y	2,94	0,39%	1,15	8,21

Key Risk Indicators Market



EEUU & ASIA

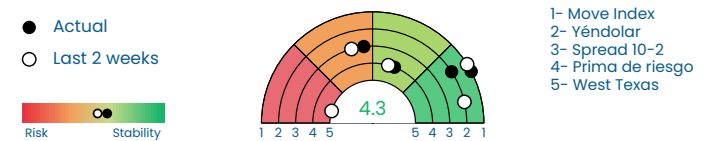
Market Trend/Sentiment S&P 500



Market Indexes	Last	Daily Var.	5D Var.	Yearly Var.
Nikkei 225	69.737,69	-0,68%	0,12%	33,73%
Nasdaq 100	29.697,87	1,26%	-0,26%	17,62%
DJ Industrial	53.055,91	0,29%	1,67%	10,39%
S&P 500	7.537,43	0,72%	1,30%	10,11%
Shanghai 30	4.041,24	-0,24%	-0,80%	4,76%

Fixed Income	Last	Daily Var.	Bip Var.	Bip Yearly Var.
Bond EEUU 10Y	4,47	-0,36%	-1,64	30,6
Bond Japan 10Y	2,83	1,98%	5,5	75,5
Bond China 10Y	1,73	-0,40%	-0,7	-12,8
Bond India 10Y	6,68	-0,40%	-2,7	9,6

Key Risk Indicators Market



Commodities	Last	Daily Var.	Yearly Var.
CRB Index	462,78	2,67%	23,57%
Brent Oil	72,01	0,07%	18,34%
Copper	13.348,43	0,23%	7,19%
Gold	4.139,84	-0,78%	-4,27%

Currency	Last	Daily Var.	Yearly Var.
Euro/Dólar (€/\$)	1,14	-0,29%	-2,85%
Yen/Dólar (¥/\$)	162,34	0,74%	3,62%
Libra/Euro (£/€)	0,86	-0,21%	-1,97%
Bitcoin (BTC/\$)	64.030,10	2,24%	-26,86%

Time	Region	Event	Relevance	Period	Previous	Forecast	Actual
11:30	Germany	German 10-Year Bund Auction	★★★☆☆	-	2.960%	-	-
13:30	Germany	German Buba President Nagel Speaks	★★★☆☆	-	-	-	-
16:30	USA	Crude Oil Inventories	★★★★	-	-3.775M	-1.900M	-
16:30	USA	Cushing Crude Oil Inventories	★★★☆☆	-	0.709M	-	-
17:30	USA	Atlanta Fed GDPNow	★★★☆☆	Q2	1.2%	1.2%	-
18:40	EU	ECB's Schnabel Speaks	★★★☆☆	-	-	-	-
19:00	USA	10-Year Note Auction	★★★★	-	4.538%	-	-
20:00	USA	FOMC Meeting Minutes	★★★★	-	-	-	-