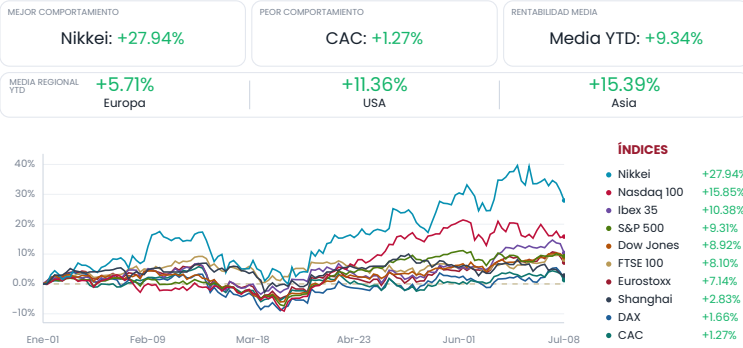
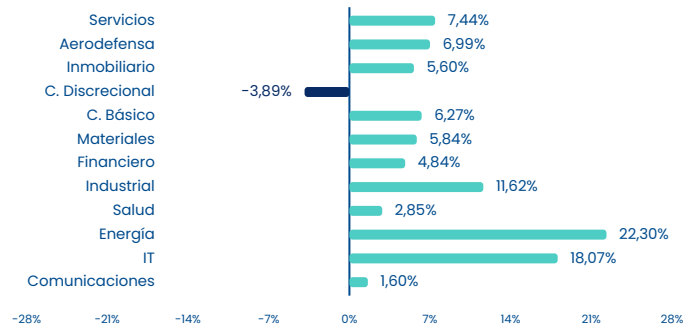


Index's Evolution YTD



MSCI World Sector Evolution YTD

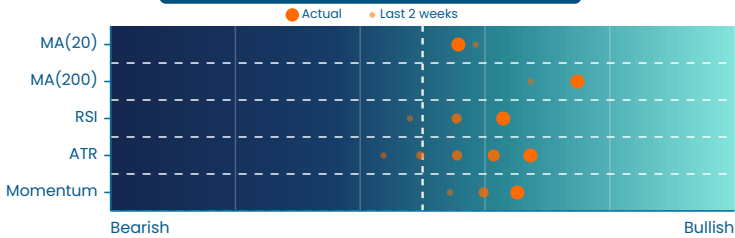


AI ANALYSIS

El riesgo de mercado en EE. UU. ha experimentado un ligero deterioro de 0.05 puntos, mientras que en Europa ha mejorado significativamente en 0.20 puntos, mostrando una reducción del riesgo. En cuanto al sentimiento de mercado, ambos han mejorado, con Europa superando a EE. UU. en 0.96 puntos de cambio. Europa se posiciona mejor, evidenciando una disminución del riesgo y un sentimiento más constructivo.

EUROPE

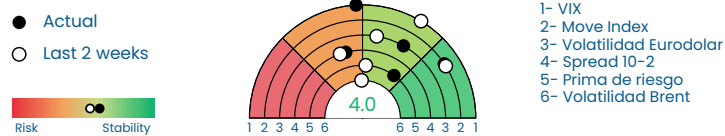
Market Trend/Sentiment STOXX 50



Market Indexes	Last	Daily Var.	5D Var.	Yearly Var.
IBEX 35	19.104,30	-2,73%	-1,56%	10,38%
FTSE 100	10.489,04	-1,49%	0,70%	8,10%
DJ Eurostoxx 50	6.204,91	-1,82%	-1,24%	7,14%
DAX 40	24.897,45	-2,23%	-0,57%	1,66%
CAC 40	8.252,66	-2,18%	-1,02%	1,27%

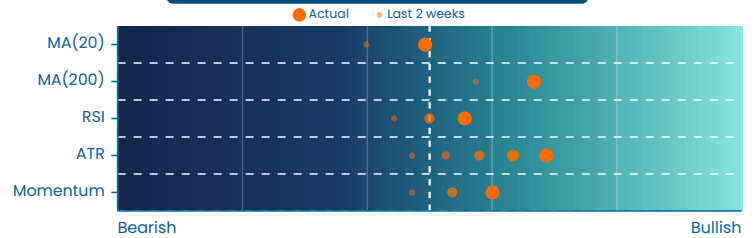
Fixed Income	Last	Daily Var.	Bip Var.	Bip Yearly Var.
Bond Spain 10Y	3,58	3,21%	11,1	28,9
Bond Germany 10Y	3,09	3,33%	9,95	23,3
Bond U.K. 10Y	4,97	2,52%	12,2	49,9
Bond Eurozone 10Y	3,09	3,33%	9,95	22,5

Key Risk Indicators Market



EEUU & ASIA

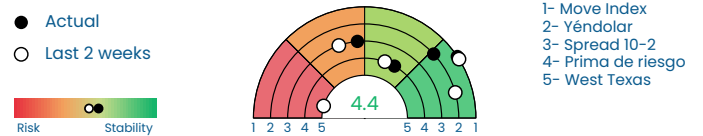
Market Trend/Sentiment S&P 500



Market Indexes	Last	Daily Var.	5D Var.	Yearly Var.
Nikkei 225	66.819,05	-2,53%	-5,32%	27,94%
Nasdaq 100	29.252,56	0,27%	-1,87%	15,85%
S&P 500	7.482,71	-0,28%	-0,01%	9,31%
DJ Industrial	52.348,39	-1,09%	0,08%	8,92%
Shanghai 30	3.970,88	-0,54%	-3,52%	2,83%

Fixed Income	Last	Daily Var.	Bip Var.	Bip Yearly Var.
Bond EEUU 10Y	4,57	0,57%	2,61	40,8
Bond Japan 10Y	2,88	1,16%	3,3	80,3
Bond China 10Y	1,73	-0,06%	-0,1	-12,9
Bond India 10Y	6,76	1,00%	6,7	17,5

Key Risk Indicators Market



Commodities	Last	Daily Var.	Yearly Var.
Brent Oil	78,03	5,13%	28,23%
CRB Index	468,89	1,09%	25,20%
Copper	13.097,18	-1,51%	5,17%
Gold	4.034,13	-2,76%	-6,72%

Currency	Last	Daily Var.	Yearly Var.
Euro/Dólar (€/€)	1,14	-0,25%	-2,94%
Yen/Dólar (¥/\$)	162,49	0,37%	3,71%
Libra/Euro (£/€)	0,85	0,03%	-2,09%
Bitcoin (BTC/\$)	62.208,85	-1,89%	-28,94%

Time	Region	Event	Relevance	Period	Previous	Forecast	Actual
03:30	China	CPI (YoY)	★★★☆☆	Jun	1.2%	1.1%	1.0%
03:30	China	CPI (MoM)	★★★☆☆	Jun	-0.1%	-0.2%	-0.3%
03:30	China	PPI (YoY)	★★★☆☆	Jun	3.9%	4.1%	4.1%
08:00	Germany	German Trade Balance	★★★☆☆	May	14.7B	14.9B	19.1B
14:30	USA	Initial Jobless Claims	★★★★	-	215K	218K	-
14:30	USA	Continuing Jobless Claims	★★★☆☆	-	1,814K	1,820K	-
16:00	USA	Existing Home Sales	★★★★	Jun	4.17M	4.19M	-
19:01	USA	30-Year Bond Auction	★★★★	-	5.050%	-	-